




Kazakhstan.
The Bologna process.
The Key Indicators.

2010 -
2020

CONTENT

Outbound student mobility	3
Inbound student mobility	4
International specialists attracted to Kazakhstan HEIs	5
Foreign top managers attracted to Kazakhstan HEIs	6
Joint and Double Diploma educational programs	7
International agreements and projects	8
International students by region	9 - 10
International students in Kazakhstan by region	11 - 12
Implementation of three languages learning program	13
Social responsibility of HEIs	14
Minor programs implementation	15
Massive open online courses	16
External quality assurance	17
Recognition and nostrification	18



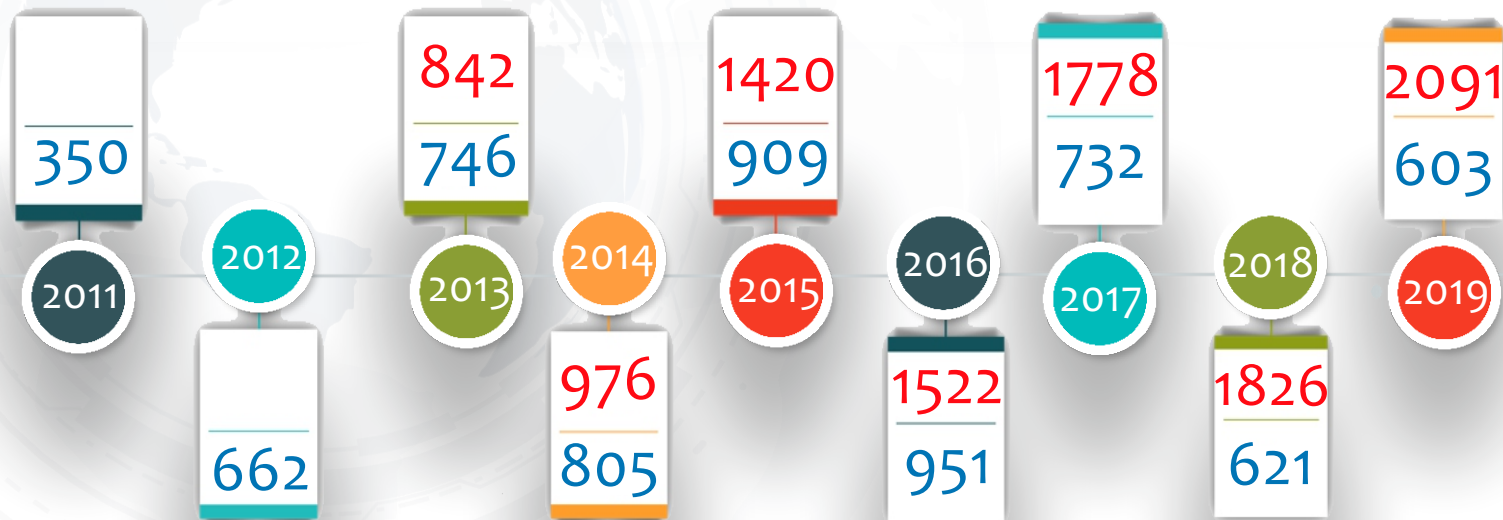
OUTBOUND STUDENT MOBILITY (NUMBER OF STUDENTS)

 Europe (9729)

 Asia (2760)

 CIS (3939)

 USA (406)



 Budget

 Extra budget

INBOUND STUDENT MOBILITY (NUMBER OF STUDENTS)



CIS (1642)



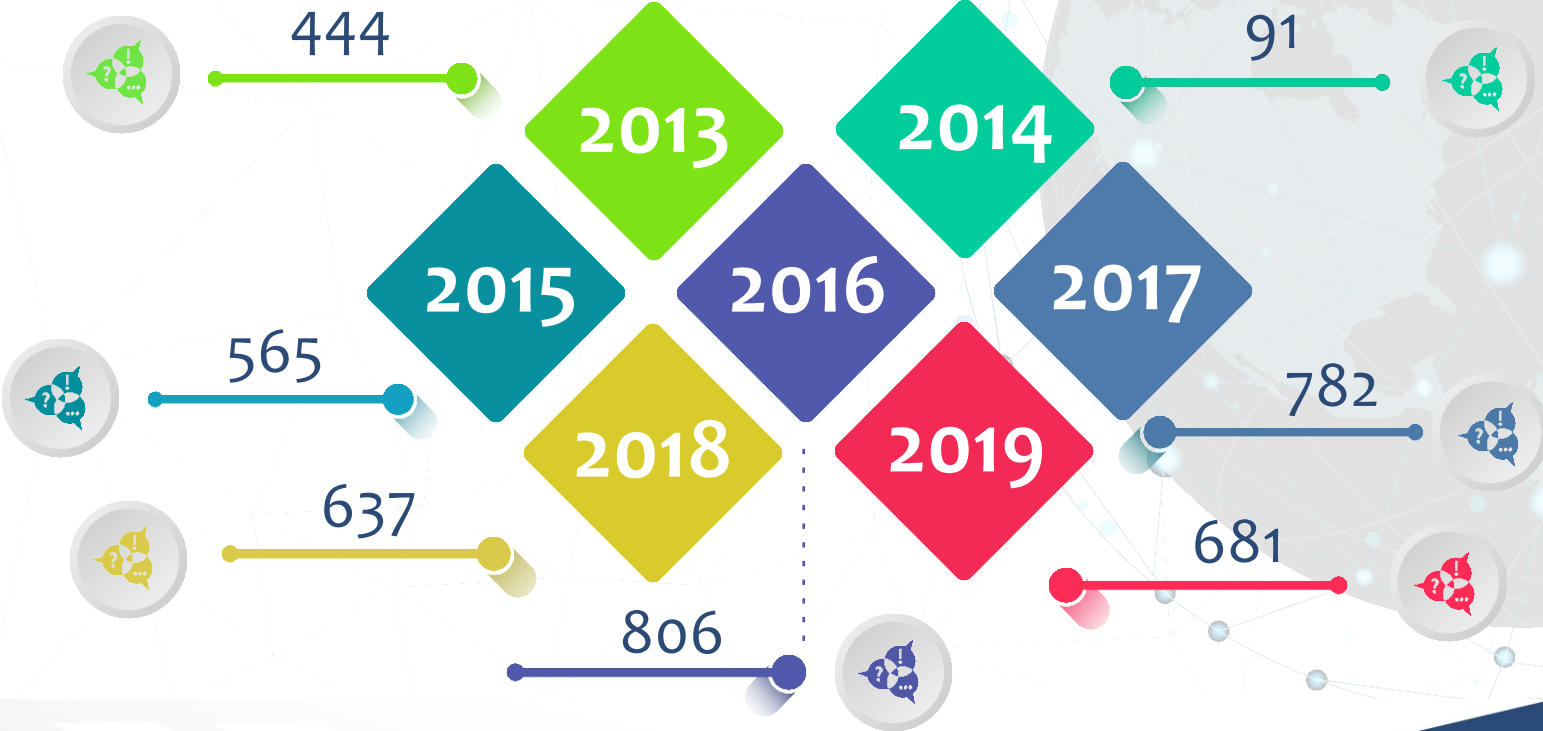
Asia (1618)



Europe (530)



USA (216)



INTERNATIONAL SPECIALISTS ATTRACTED TO KAZAKHSTAN HEIs



Europe (3733)



USA (892)



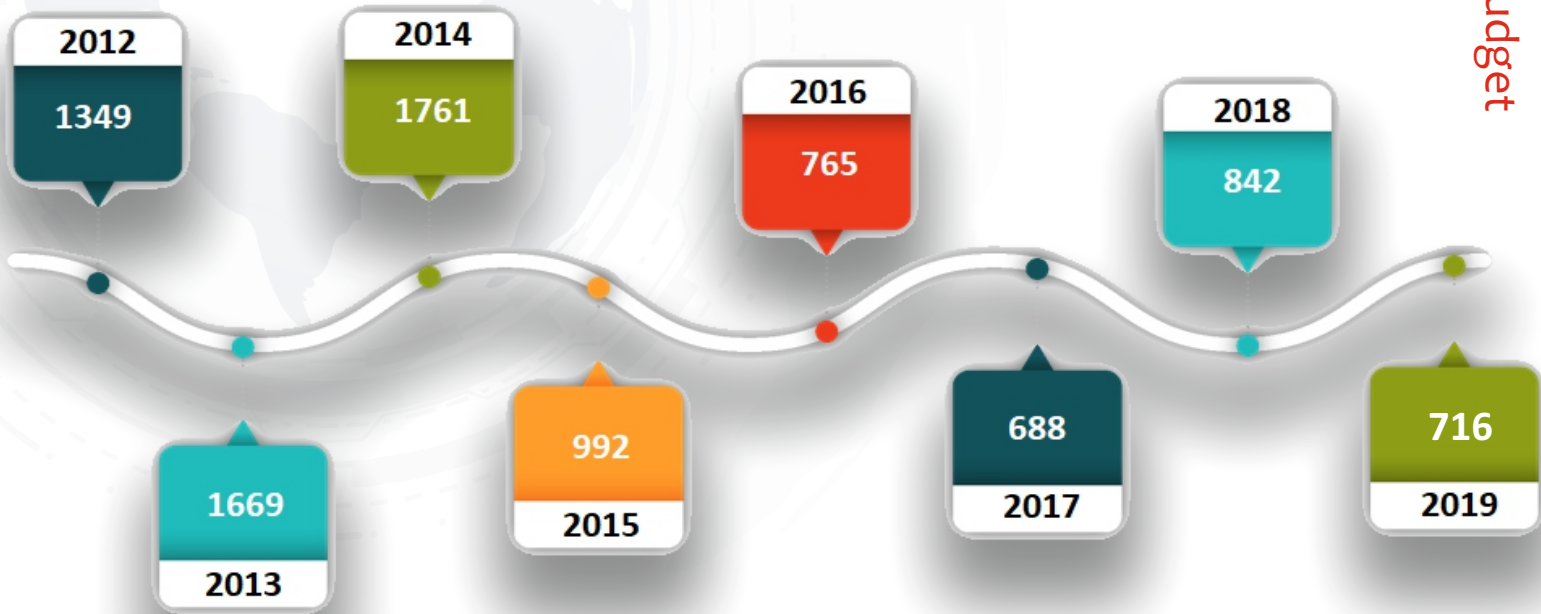
CIS (2504)



Asia (880)



Others (734)



budget /extra budget

2016 - 2019

FOREIGN TOP MANAGERS ATTRACTED TO KAZAKHSTAN HEIs



Europe (62)



USA (10)



Asia (12)



CIS (1)



Others (7)

2019



22

2018



33

2017



26

2016



11

JOINT AND DOUBLE DIPLOMA EDUCATIONAL PROGRAMS



Europe (453)



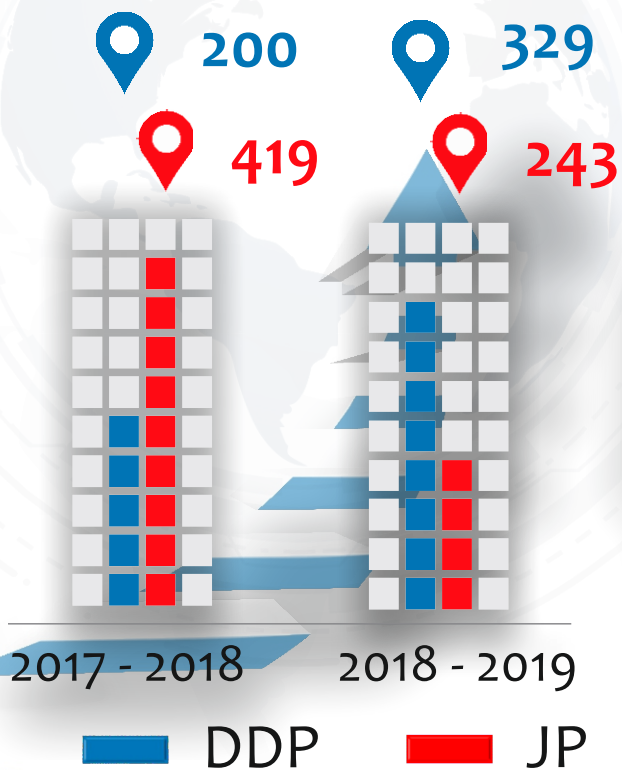
Asia (166)




CIS (549)



USA (23)

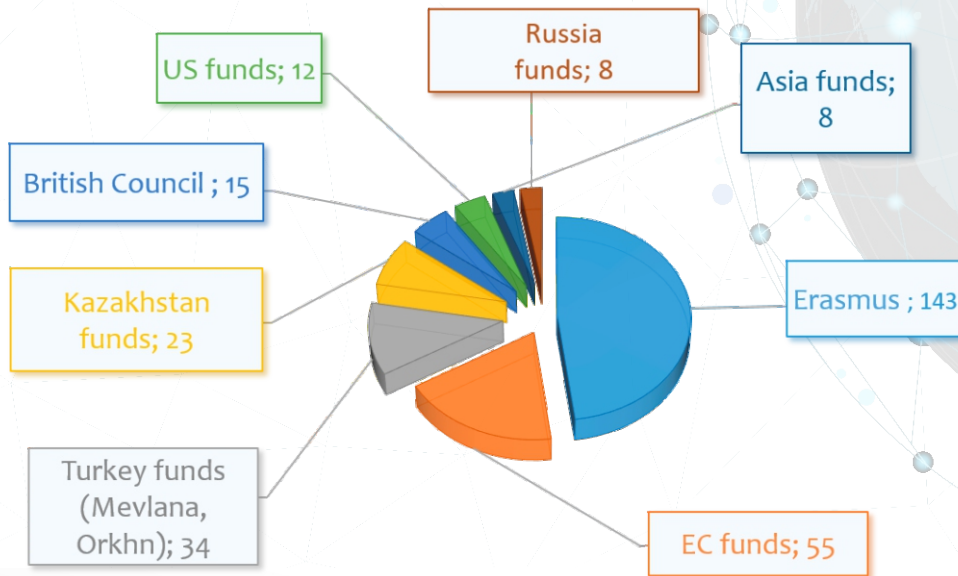
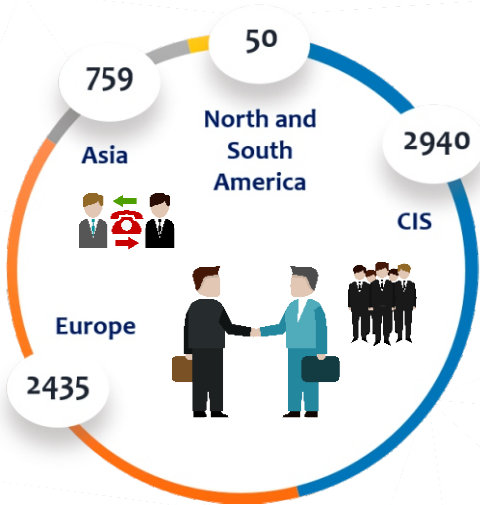


International HEI-partners

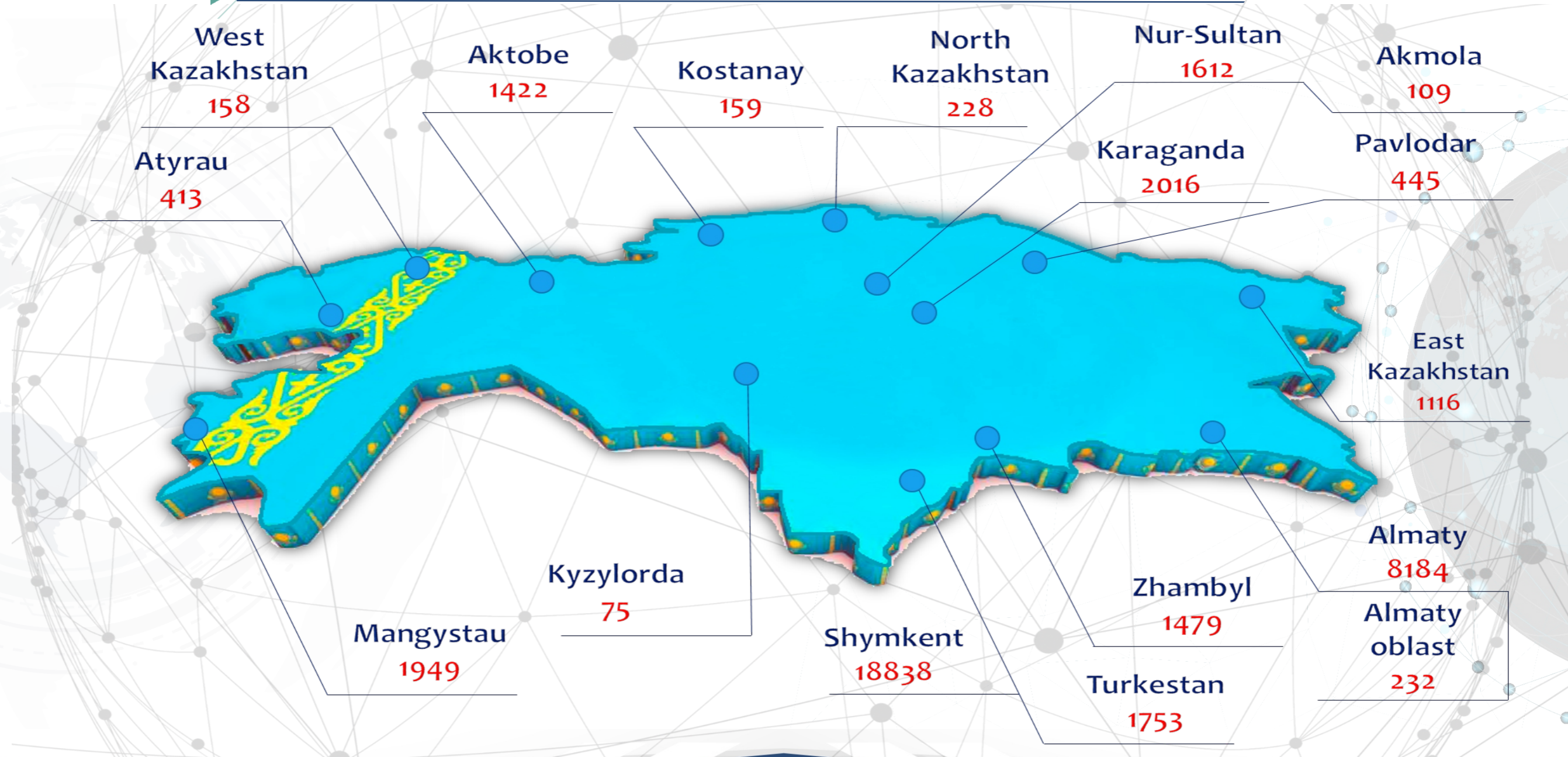


■ 2018 ■ 2019

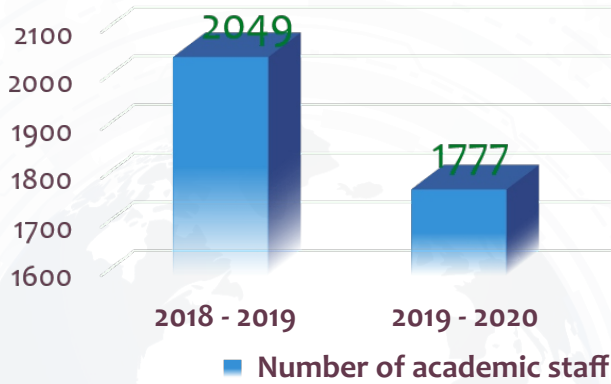
THE INTERNATIONAL AGREEMENTS AND PROJECTS



THE INTERNATIONAL STUDENTS IN KAZAKHSTAN BY REGION





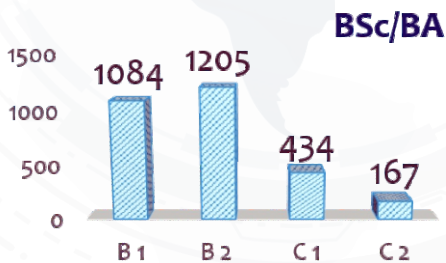
IMPLEMENTATION OF THREE LANGUAGES LEARNING PROGRAM



Number of academic staff with language learning training



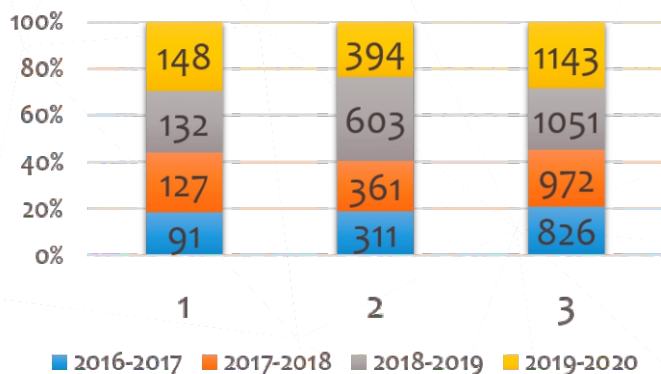
The contingent of students in three languages by educational level



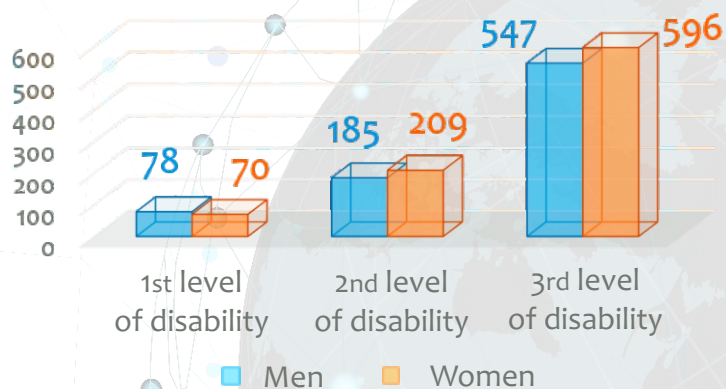
The number of academic staff, BSc, MSc, PhD by English proficiency level according to CEFR classification

SOCIAL RESPONSIBILITY OF HEIs

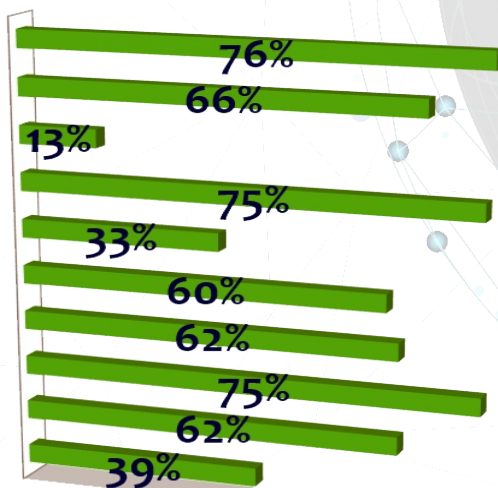
The indicator of students with disabilities in Kazakhstan HEIs development



Students with degree disability



- Large family
- Single-parent family
- Equated with WWII veterans
- Orphans or without parental care
- Oralmans
- From countryside
- From a low-income family
- With 3d level of disability
- With 2d level of disability
- With 1d level of disability



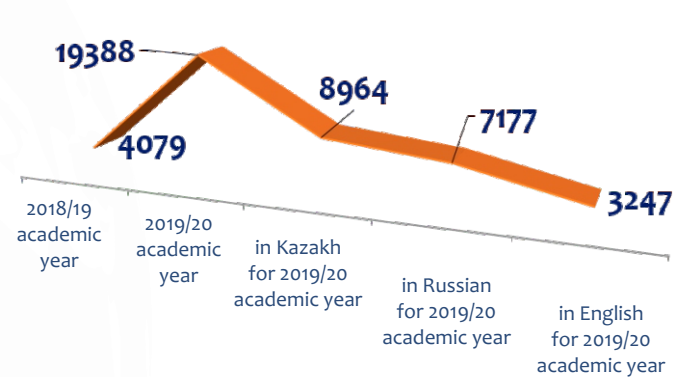
Disadvantaged students, 2019-2020 academic year, %

MINOR PROGRAMS IMPLEMENTATION

Minor by field of education



Number of students on Minor programs

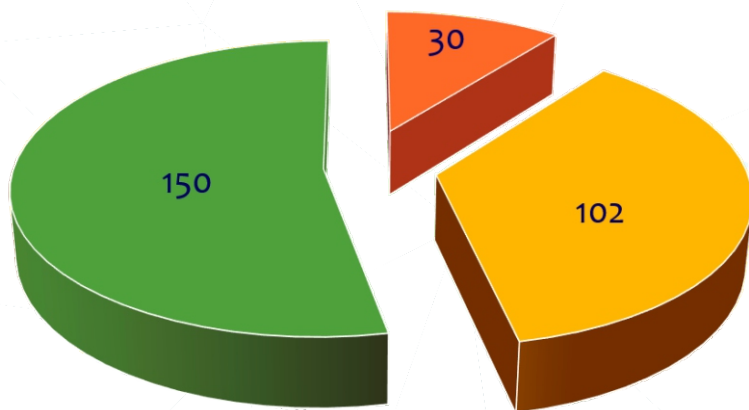


Minor by study language, %



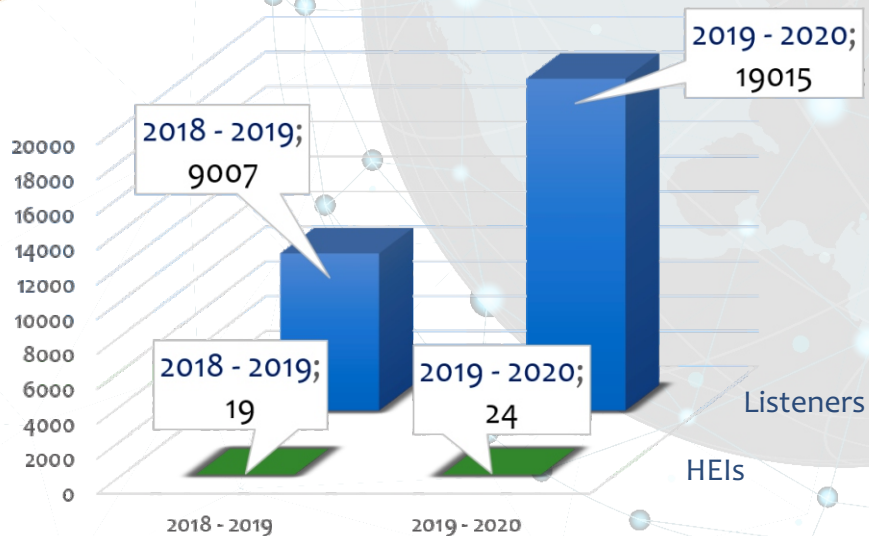
MASSIVE OPEN ONLINE COURSES

Number of MOOC by language



- In English
- In Kazakh
- In Russian

Number of HEIs and learners



EXTERNAL QUALITY ASSURANCE

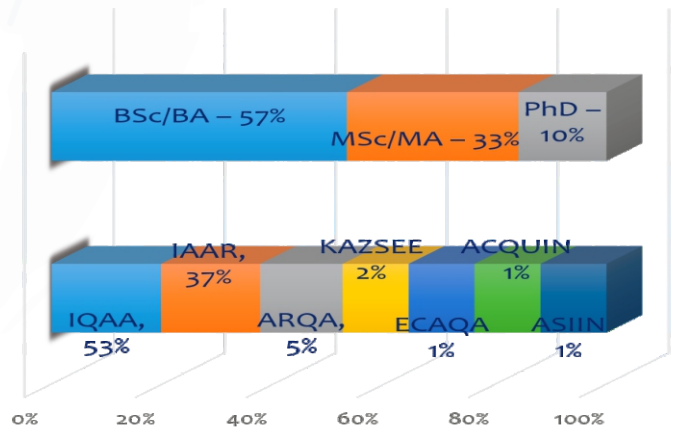
Accredited educational programs by accreditation authorities

Nº	Name	BSc/BA	MSc/MA	PhD	Total	% of the total number
1	IAAR	1048	518	148	1714	41
2	IQAA	886	481	128	1495	36
3	ACQUIN	125	120	40	285	7
4	ASIIN	85	103	20	208	5
5	FIBAA	45	47	27	119	2,8
6	MusiQuE	26	22	11	59	1,4
7	KAZSEE	56	18	10	84	2
8	ARQA	86	45	13	144	3,5
9	ECAQA	4	3	0	7	0,2
10	AQ Austria	8	14	2	24	0,6
11	ACBSP	9	9	1	19	0,5
Total		2378	1380	400	4158	100%

Share of accredited educational programs by level of education and HEIs by accreditation bodies

Specialized accreditation

Institutional accreditation



RECOGNITION AND NOSTRIFICATION OF FOREIGN EDUCATION DOCUMENTS

Statistics by region and countries

North America - 42

USA - 33
Canada - 9

Africa - 9

Egypt - 7
South Africa - 1
Cameroon - 1

Europe - 4250

UK - 144
Switzerland - 15
Czech - 25 etc.

Asia - 14403

Uzbekistan - 13456
Kyrgyzstan - 996
Turkmenistan - 902
China - 1111
India - 739
Mongolia - 750 etc.

Russian Federation - 3471

Australia - 5





www.enic-kazakhstan.kz

+7 7172 287 525

cbpiam@n-k.kz

**Bologna process and academic mobility center
Ministry of Education and Science of the Republic of Kazakhstan**