

STEP-BY-STEP INSTRUCTION FOR THE APPLICANTS FOR THE KAZAKHSTANI UNIVERSITY WITHIN THE SCHOLARSHIP PROGRAM

1. Submission of documents

Fire up the browser and type on the address line <https://enic-kazakhstan.kz/en/>
The following page will appear (Fig. 1).

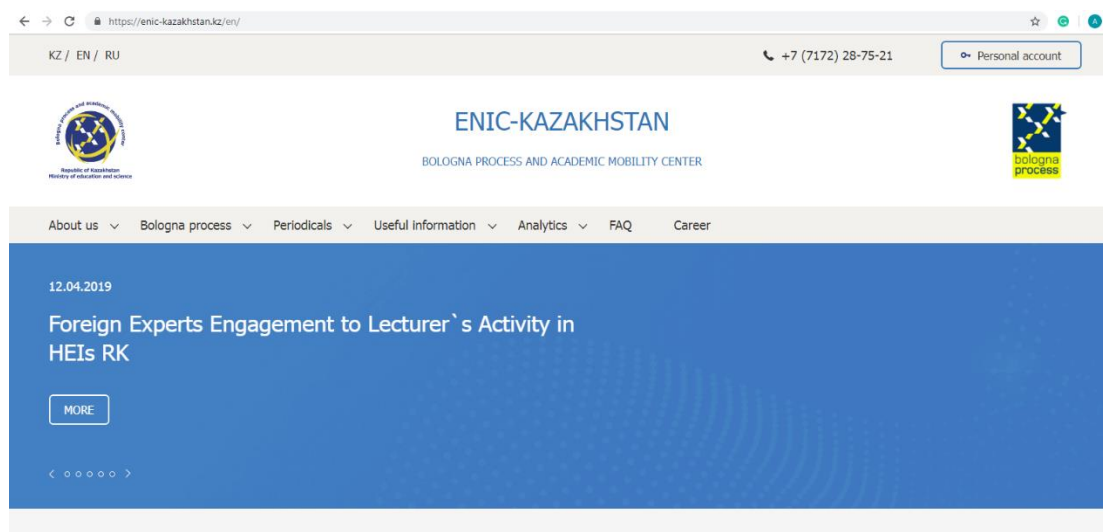


Figure 1

Scroll down the page (Fig. 2).

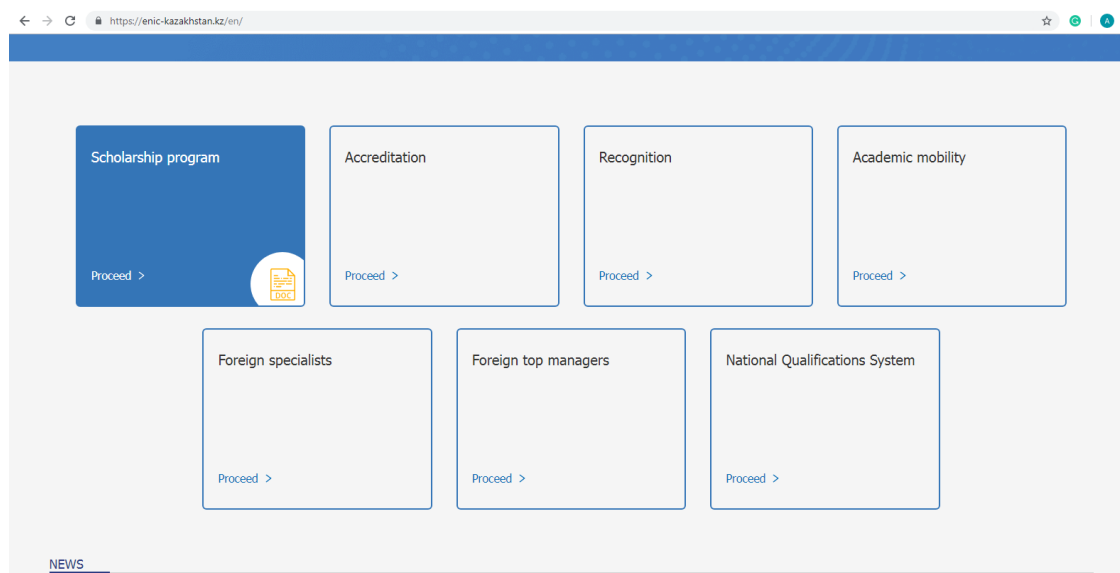


Figure 2

In the Scholarship section, click on the «Go» button.

In the window that opens (Fig. 3), you need to click on the «*Submission of documents*» button.

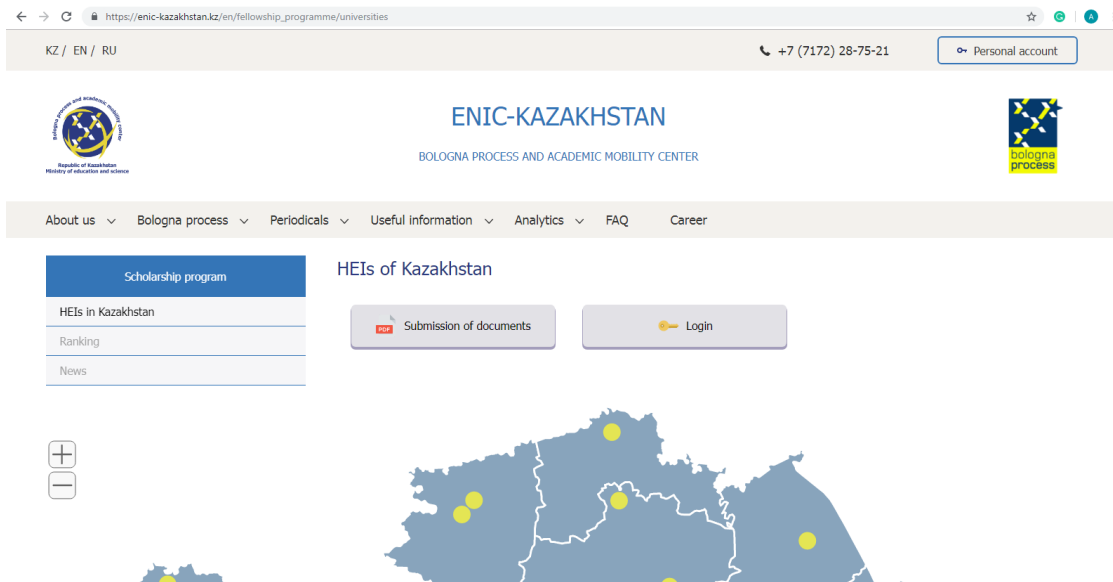


Figure 3

In the window that opens, you need to fill out the Application (Fig. 4, Fig. 5).

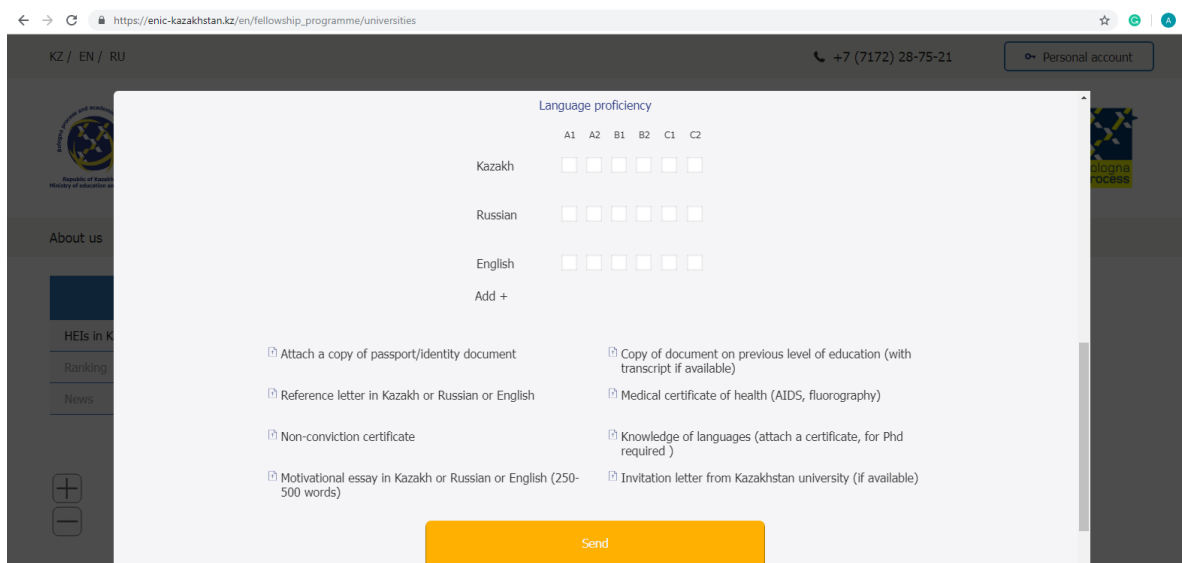
Figure 4

	A1	A2	B1	B2	C1	C2
Kazakh	<input type="checkbox"/>	<input type="checkbox"/>	<input type="checkbox"/>	<input type="checkbox"/>	<input type="checkbox"/>	<input type="checkbox"/>
Russian	<input type="checkbox"/>	<input type="checkbox"/>	<input type="checkbox"/>	<input type="checkbox"/>	<input type="checkbox"/>	<input type="checkbox"/>
English	<input type="checkbox"/>	<input type="checkbox"/>	<input type="checkbox"/>	<input type="checkbox"/>	<input type="checkbox"/>	<input type="checkbox"/>
Add +						

- Attach a copy of passport/identity document
- Copy of document on previous level of education (with transcript if available)
- Reference letter in Kazakh or Russian or English
- Medical certificate of health (AIDS, fluorography)

Figure 5

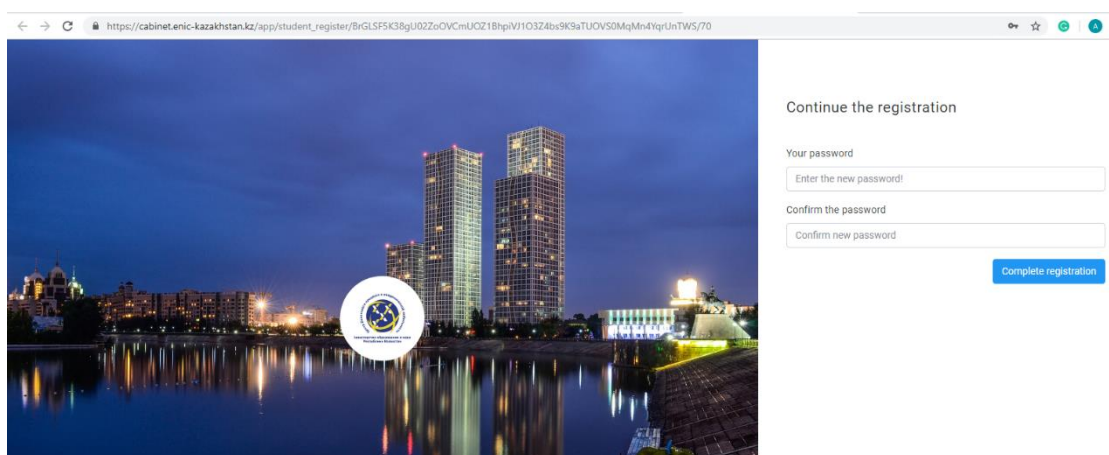
After filling, click on the «Submit» button (Fig. 6).



The screenshot shows a web browser window with the URL https://enic-kazakhstan.kz/en/fellowship_programme/universities. The page is in English (EN) and features a dark sidebar with navigation options like 'About us', 'HEIs in K...', 'Ranking', and 'News'. The main content area is a white form titled 'Language proficiency' with a table for selecting proficiency levels (A1, A2, B1, B2, C1, C2) for Kazakh, Russian, and English. Below the table, there are several checkboxes for required documents: 'Attach a copy of passport/identity document', 'Reference letter in Kazakh or Russian or English', 'Non-conviction certificate', 'Motivational essay in Kazakh or Russian or English (250-500 words)', 'Copy of document on previous level of education (with transcript if available)', 'Medical certificate of health (AIDS, fluorography)', 'Knowledge of languages (attach a certificate, for Phd required)', and 'Invitation letter from Kazakhstan university (if available)'. A prominent orange 'Send' button is at the bottom of the form.

Figure 6

After approving your application an e-mail will be sent to you with a link. Click on the link, enter your password (Fig. 7).



The screenshot shows a web browser window with the URL https://cabinet.enic-kazakhstan.kz/app/student_register/BrGLSFSK38gU0Zz0OVcmU0Z18hpiV103Z4bs9KaTU0V50MqMn4YqrUnTW5/70. The page features a large background image of a city skyline at night with a circular logo in the center. On the right side, there is a white form titled 'Continue the registration' with two input fields: 'Your password' (with the placeholder 'Enter the new password!') and 'Confirm the password' (with the placeholder 'Confirm new password:'). A blue 'Complete registration' button is located at the bottom right of the form.

Figure 7

After the completing registration, a personal user account is created. To log in to your personal account you will use the login (E-mail) and Password (entered earlier).

2. Login to your account

Fire up the browser and type on the address line: <https://enic-kazakhstan.kz/en/>
The following page will appear (Fig. 1).

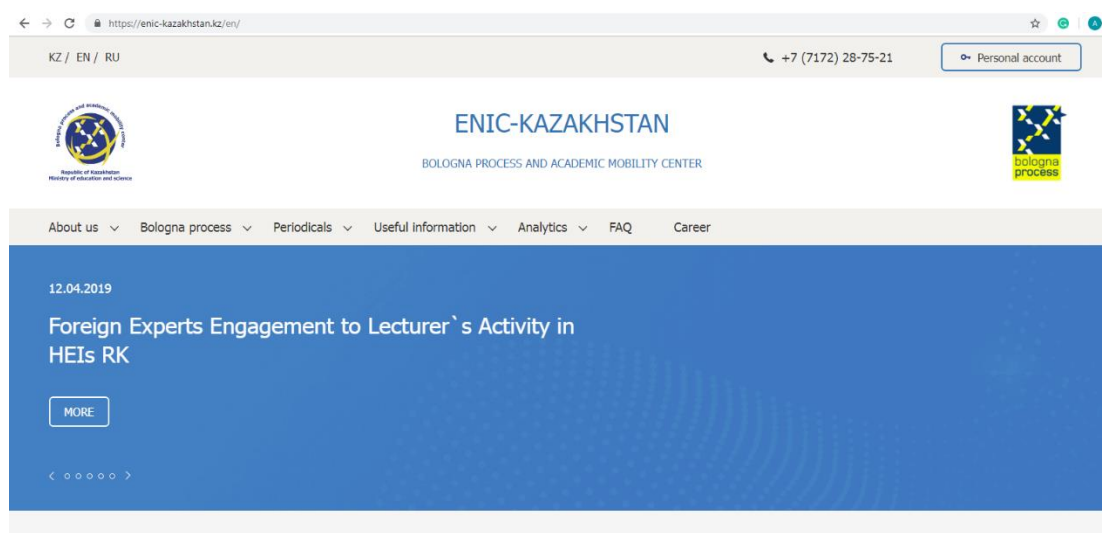


Figure 1

In the upper right corner, click on the «My Account» button.

In the window that opens, you need to enter a login (E-mail) and Password (Fig. 8).

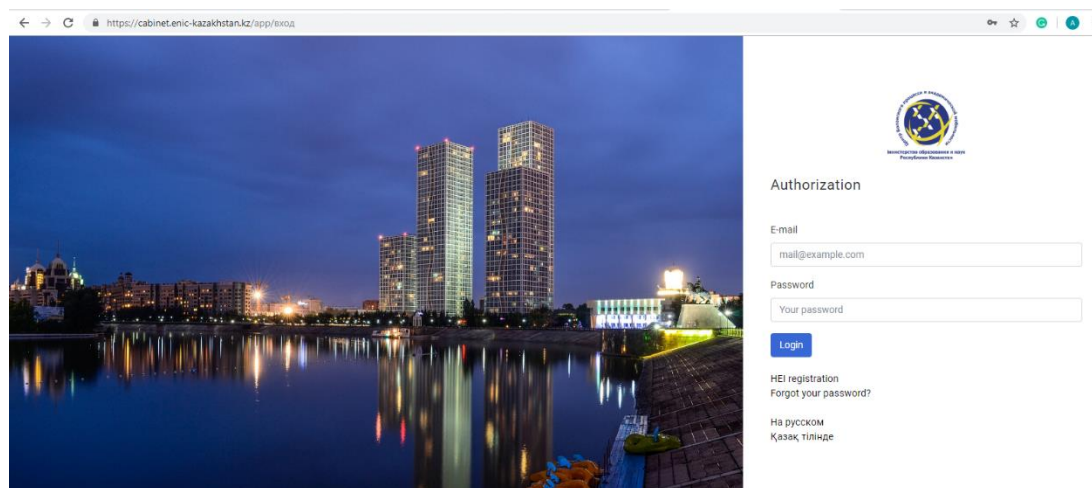


Figure 8

Click on the «Login» button.

After logging in, you will have access to the «My Account» (Fig. 9).

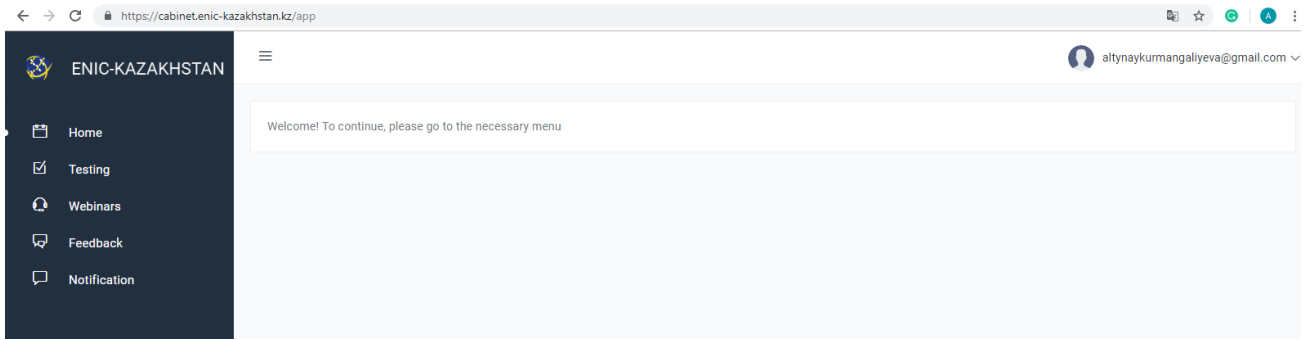


Figure 9

3. Testing

In order to pass the test to identify adaptive capacity, click on the «Testing» section in the menu (Fig. 10).

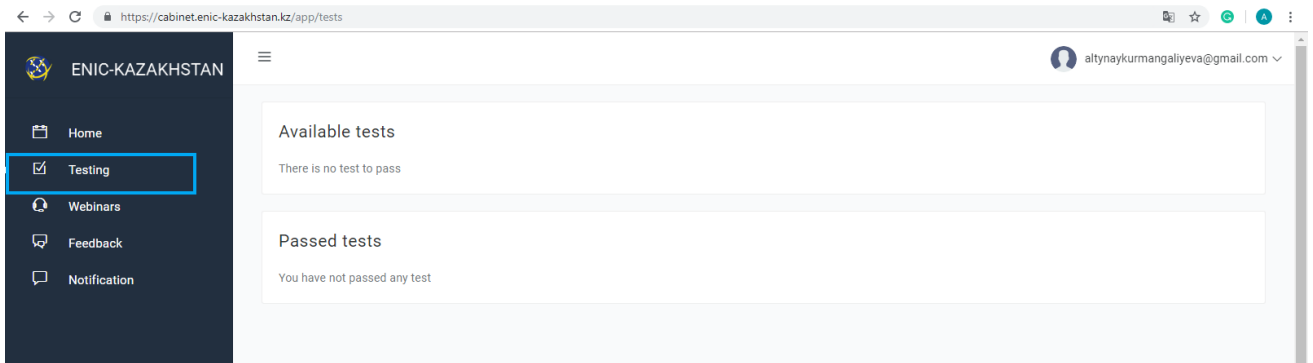


Figure 10

Available tests will appear after you will be added a test.

In the «Available test» section, select the test for identifying adaptive capacity (Fig. 11).

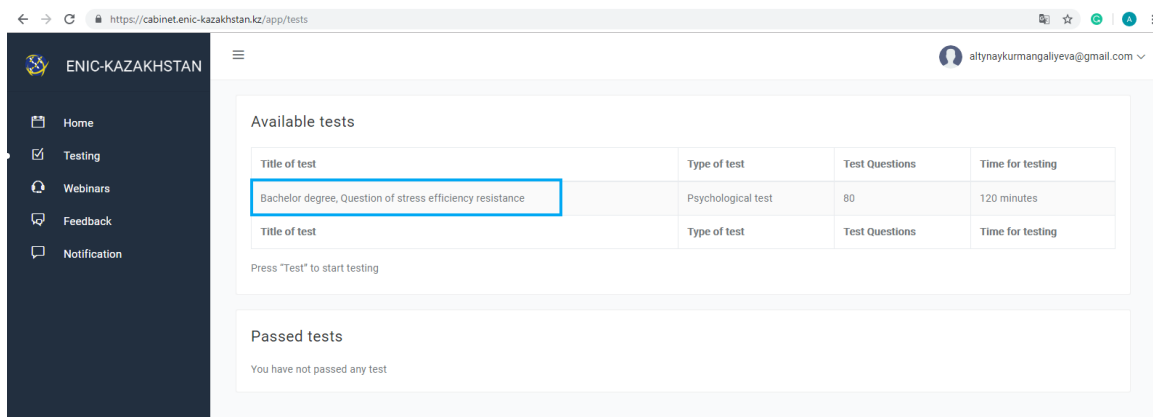


Figure 11

In the window that opens, you need to answer the questions (Fig. 12).

Test: Bachelor degree. Question of stress efficiency resistance
Tested: a a altnaykurmangalyeva@gmail.com
Question 1 / 80
Available time: 1:59:56
Time spent: 0:00:03

I am irritable much more than usual

Choose the correct answer

Yes
 Sometimes
 No

✓ Accept the answer Finish the test < Back Further >

Figure 12

To accept your reply, click on the «*Accept Reply*» button.

To complete the testing you need to answer all the questions. If you have answered all the questions, click on the «*End Testing*» button.

4. Online interview

In order to have an online interview at the appointed time, click on the «*Webinars*» section in the menu.

Access to the online interview will appear after you would be added a webinar.